



## Girl version: Blank

This is a product of IndiaBioscience 2nd outreach grant.

The Project RAKSHA story series is available in Hindi and Indian English. Empty templates without text are also available for printing and translation of material but for personal use only and can not be sold.

This material can be downloaded and shared without changing the material in anyway as long as credit is given to original authors.  
This material can not be used commercially.



CC BY-NC-ND  
Attribution-NonCommercial-NoDerivs



[from left Ms. Mansi Karnad, Mr. Pradyumna Murali (Co-Lead), Dr. Reuben Varghese (Lead Investigator), Dr. Jayashree Shanbal, Ms. Hema Nair, Ms. Ridha Fameen]

### **Who are we?**

We are a group of budding Speech-Language Pathologists with a keen interest in Autism Spectrum Disorders (ASD) at the All India Institute of Speech and Hearing. “Project RAKSHA” – Reach and Advocacy for Autistic Kids’ Sexual Health and Safety Attitudes is a project under the 2<sup>nd</sup> IndiaBioscience Outreach Grant funded by the IndiaBioscience Organisation.

**Our Aim:**

Through Project RAKSHA, we aim to create accessible, science-based intervention resources to help children navigate sexual health knowledge and develop positive safety attitudes. The resources are culturally sensitive and suitable for vulnerable groups, such as children with ASD. This material is available in Hindi and Indian English. Graphical templates without text are also available for printing. Children and adolescents with ASD above the age of six and parents, educators, and developmental interventionists will benefit from the material. We hope your educators, students, clinicians, and developmental interventionists fully use these resources while working with children with disabilities.

**Lead Investigator:**

Dr. Reuben Varghese, Scientist B, All India Institute of Speech and Hearing.

**Story Writing, Editing and Design:**

Mansi Karnad, Ridha Fameen, Hema Nair, Pradyumna Murali (Co-Lead)

**Artists:**

Manali Naik, MN Designs

Manasa RB, @happycrisps

**Reviewers:**

Dr. Nandita de Souza, Developmental Paediatrician and Director, Sethu Child Development and Family Guidance.

Dr. Jayashree C Shanbal, Associate Professor and Head – Telecenter for Persons with Communication Disorders, All India Institute of Speech and Hearing.

Dr. Kadambari Naniwadekar, Special Educator, Dept. of Special Educator, All India Institute of Speech and Hearing.

## **THE PROJECT RAKSHA STORY SERIES**

<b>Theme 1</b>	Safe circle, Private body parts, Public and private places, and Personal belongings.
<b>Theme 2</b>	Rules about touching yourself.
<b>Theme 3</b>	Rules about touching others.
<b>Theme 4</b>	Being naked: Where and Around whom?
<b>Theme 5</b>	Consent: Saying “NO”
<b>Theme 6</b>	Seeking support: Asking for help.
<b>Theme 7</b>	Seeking support: Expressing feelings and needs.
<b>Theme 8</b>	Pubertal changes: Changing bodies and needs.
<b>Theme 9</b>	Menstruation and related care.
<b>Theme 10</b>	Reproduction: Where do babies come from?

**General instructions:**

Children are very curious beings. You might be getting your grocery shopping done when they ask you “What does sex mean?”. You are suddenly floundering, not knowing what to say. Sexual health is considered a taboo in our society but encouraging such discussions with children can help shape their knowledge in a safe and accurate manner.

Through Project RAKSHA we have developed resources that act as a guide to introduce a variety of topics related to sexual health and safety attitudes in an interesting and effective way. You will have access to multiple stories across ten central themes. Each story is written through the lenses of 2 children named Adi (male) and Tia (female). These resources are available in Hindi and Indian English.

This material can be used with children with a developmental age above 4 - 6 years. It was designed while considering the needs of children with neurodiversities such as autism. The themes 8-10 can be introduced at around 11 years of age and thereafter.

We chose to present the information in a story format as it allows you to decide the pace, makes it accessible across platforms, and reaches a wider audience. The illustrations attract children and help them visualize important concepts. Reading time can be a memorable experience for your child when it is interactive compared to a more narrative approach.

In our stories we have used terms related to body parts/events as is. Doing so reduces the stigma associated with it as the child learns that each of them have multiple functions.


## **Here are a few instructions that will aid you in utilizing this resource in a more effective way:**

- We repeat: Be as interactive as possible! Use the storyline only as a guide to engage with your child, pausing at different junctures to expand on the content that is presented on a page.
- Share relevant events or characters from the child's life to customize the story further. You can also remind them of a story when they face similar situations in their life.
- These resources have specific points where Adi/Tia break the 4th wall and ask questions to the child reading them. Encourage your child to engage and answer those questions.
- You can use them as an e-book online or print them out in the form of a flipbook.
- Draw on specific parts/ fill in the blanks (as they appear in an illustration) to make it hands-on.
- Take as much time as you want on each story/theme. Your child decides the pace.
- Before using the material with your child, read up on any terms or topics that you are unfamiliar with. You will need to read through the topics before utilising it with your young one as a result. Despite this, there is no harm in helping your child learn by doing activities that encourage the learning of relevant concepts or by looking up terms with them.
- The vocabulary used in the text has the potential to be perceived as too complex for young children. In accordance with their child's comprehension level, parents are expected to explain these terminologies (DO NOT avoid/change the terms) and simplify the concepts.
- Introduce key phrases that are relevant to newly learned concepts and meaningfully utilise these phrases in daily context to demonstrate or promote safety attitudes.
- Each story/theme can and must be revisited multiple times. Repetition is key!
- Even as you progress through the themes, we encourage you to come back to a previous story to solidify their knowledge.
- If you are following Adi's journey, you can read relevant parts of Tia's story to understand the content from a different point of view and vice versa. Doing this will help children appreciate the differences in body types.


**If you are a parent, contact your therapist or educator for detailed instructions regarding the content of the material. You can also contact Team RAKSHA at [projectrakshaforsd@gmail.com](mailto:projectrakshaforsd@gmail.com).**



**Safe circle**






**Safe circle, Private body parts,  
Public and private places, and  
Personal belongings**  
*Girl version*




















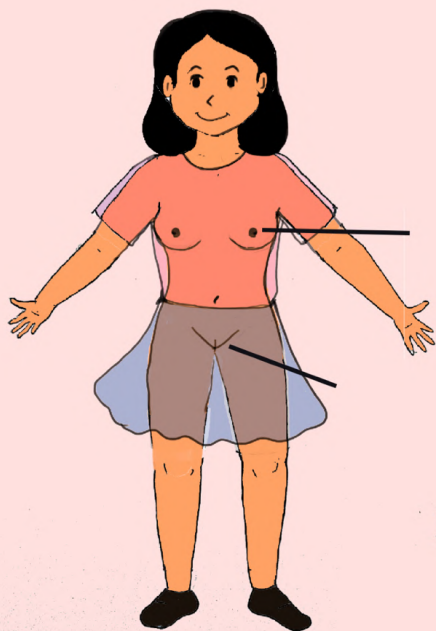
**Private body parts**






































# Public and private places













+



=









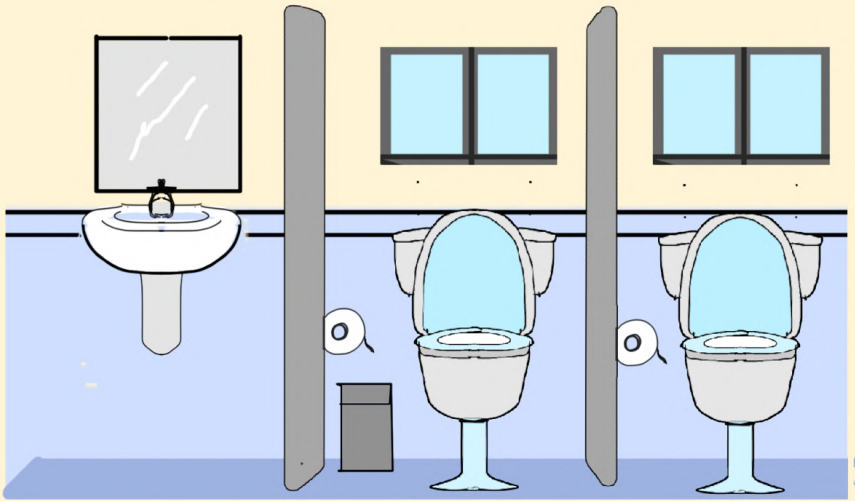









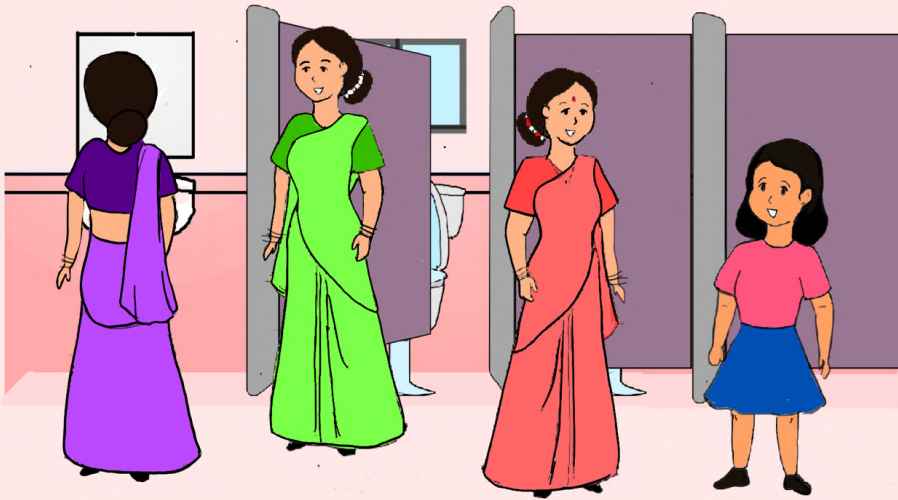


















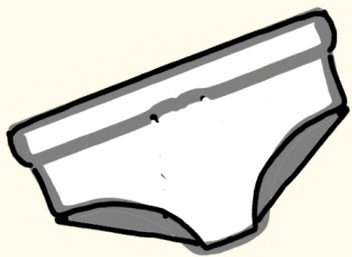
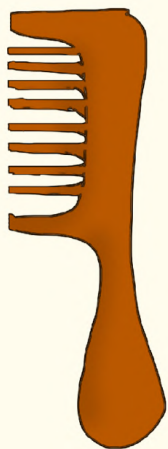
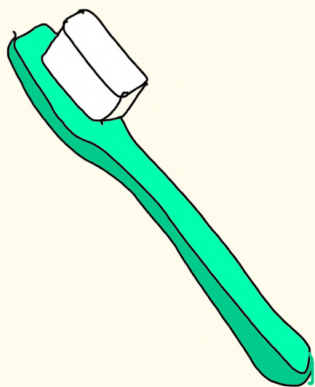



**Personal belongings**




















Here are a few private activities that I do in private places:



Taking a bath.




Touching my private parts.




Using the toilet.



Changing my clothes.





# Rules about touching yourself

Girl version

# Rules about touching yourself



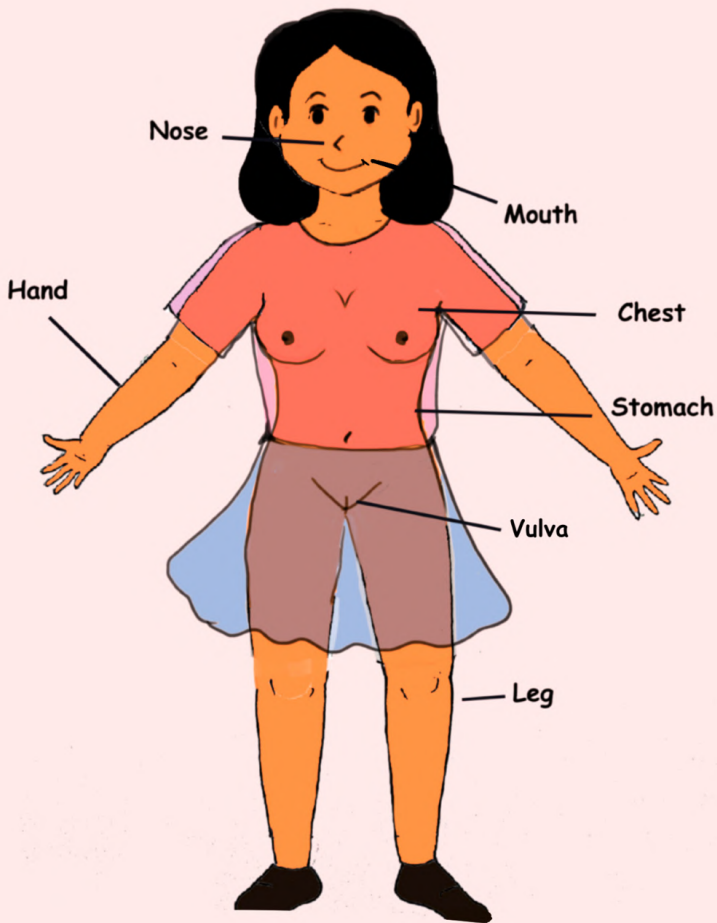














































# Rules about touching others Girl version

**Rules about  
touching  
others**













Personal space



























I quickly move away and count to ten when I am asked to stop.











# Being naked: Where and Around whom Girl version




**Being naked:  
Where and  
Around whom**































Knock  
knock



Knock  
knock










**Consent: Saying "NO"**

**Girl version**

**Consent: Saying  
"NO"**







Body sovereignty      Self ownership

Consent


Ask-Wait-Do what is said


No means no

Bodily integrity

Bodily autonomy

Personal autonomy







# How can I greet you?









No, thank you. I'm  
trying to colour.









1

STOP!





2

MOM!!!



3










**Seeking support: Asking  
for help**  
Girl version





**Seeking  
support: Asking  
for help**















































# Things I cannot help with:










**Seeking support:  
Expressing feeling and needs**  
Girl version



**Seeking support:  
Expressing feeling  
and needs**

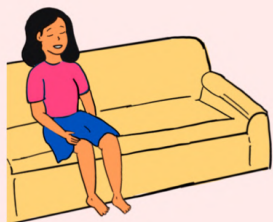















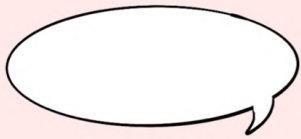





































# Pubertal changes: Changing bodies and needs


Girl version


# Pubertal changes: Changing bodies and needs









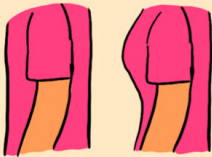











# Pubertal changes


































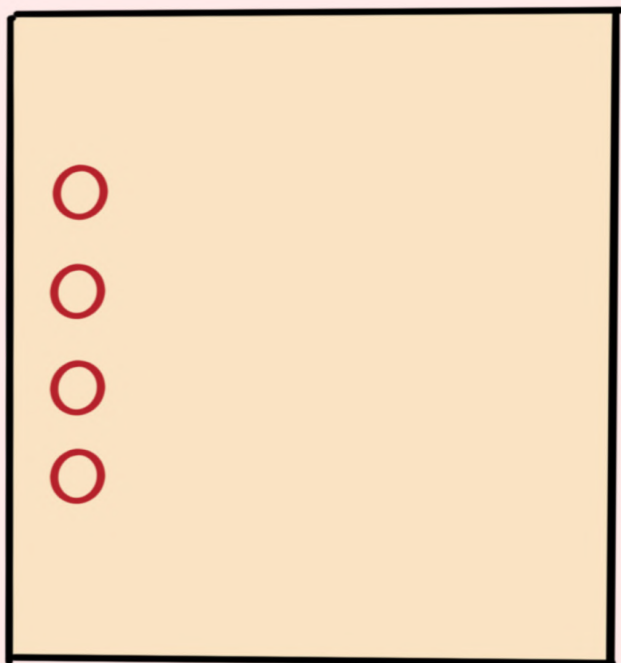
# Menstruation and related care

Girl version

# **Menstruation and related care**





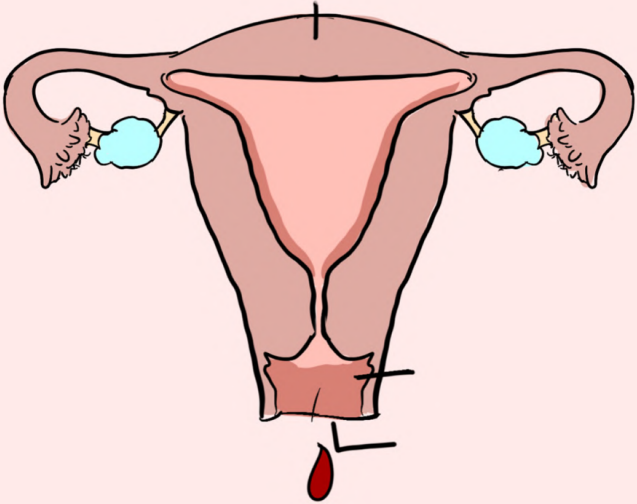





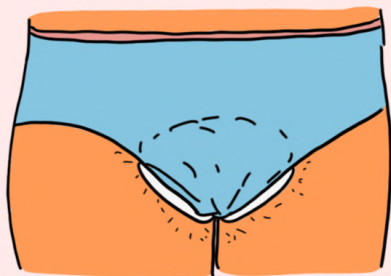
Periods coming soon














# May

S	M	T	W	Th	F	S
			1	2	3	4
5	6	7	8	9	10	11
12	13	14	15	16	17	18
19	20	21	22	23	24	25
26	27	28	29	30	31	





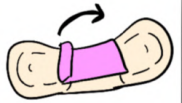
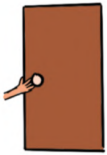




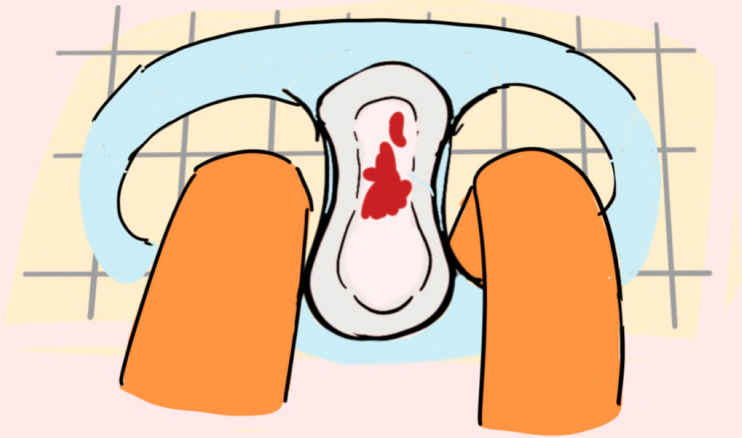










PRIVATE









4 months



5 months



6 months



7 months



8 months




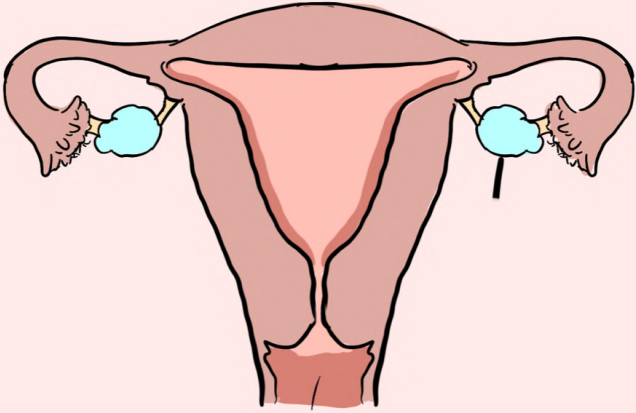
9 months

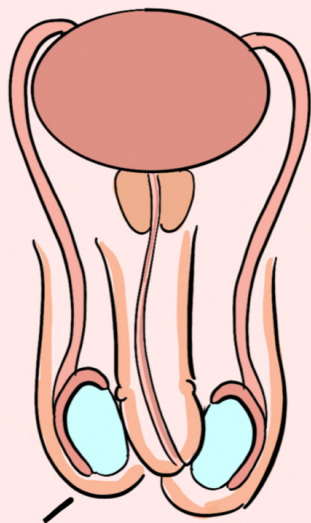
**Reproduction: Where do babies come from?**


**Reproduction:  
Where do  
babies come  
from?**







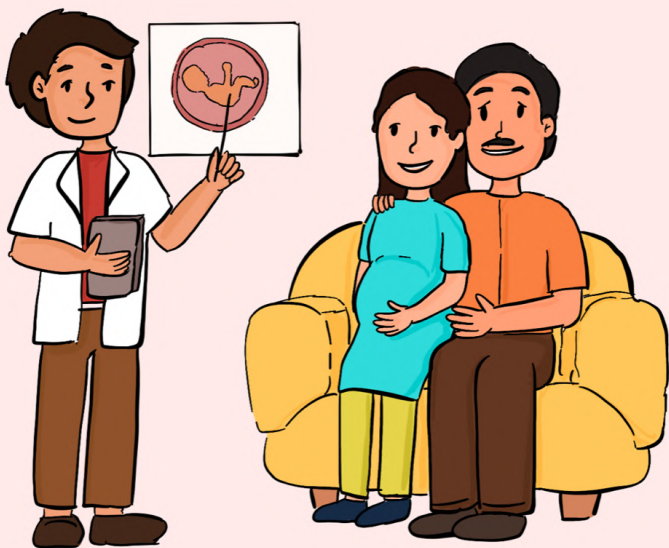


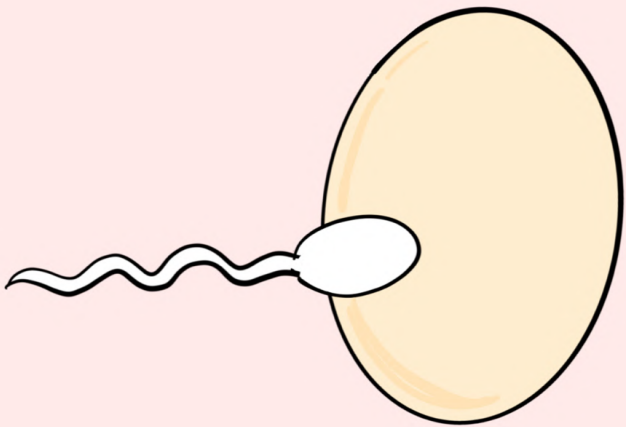


















**4 months**



**5 months**



**6 months**



**7 months**



**8 months**



**9 months**



